



EYdigiFoLio early years digital folio

IAȘI
,

03-07 july 2023

Benedetta Piccioli, Sandra Signori,
Stefania Zani, Maria Simona Massaro,
Claudia Guastini

NEL PROGETTO SONO COINVOLTI 7
PARTNER DI 4 PAESI EUROPEI

EYDIGIFOLIO

Agrupamento de Escolas Miguel Torga | Bragança,
Portugal Coordinatore del progetto

IPB Instituto Politecnico de Bragança | Bragança,

Portugal

Coordinatore scientifico

Centro Social Santa Clara | Bragança, Portugal

Pixel | Firenze, Italy

ULS | Dublin, Ireland

Scuola Primaria EuroED | Iași, România

Istituto Comprensivo Sestini | Agliana, Pistoia, Italy

Per informazioni contattare

Margarida MarquesImelda Graham

Agrupamento de Escolas

Miguel Torga

Bragança, Portugal

aemterasmusmais@gmail.c

om

Andreea Ionel

Andrei

Bordeianu

Primară

EuroEd Iași, România

andreea.cleminte@euroed.

ro

andrei.bordeianu@euuroe

dro

Cristina

Mezquita Bragança,

Portugal

cmmgp@ipb.pt

Dublin,

Irlanda

lgraham@ulsystems.c

om

Martina

Lunardi

Comprensivo

Sestini Agliana, Pistoia,

Italy

martina.lunardi@icsagliana.e

du.it

Lorenzo

Martellini

Bragança, Italy

lorenzo@pixel-

online.net

EYdigiFoLio

early years digital

folio


2022-1-PT01-KA220- -00008697

SCH

9

<https://eydigifolio.ipb.pt/>

The European Commission's support for the production of this publication does not constitute an endorsement of the contents, which reflect the views only of the authors, and the Commission cannot be held responsible for any use which may be made of the information contained therein.



Co-funded by the
Erasmus+ Programme
of the European Union

IAȘI

E' una città universitaria della Romania orientale, confinante con la Moldavia. Nel centro della città sorge la maestosa Cattedrale metropolitana di Santa Parascheva, una chiesa ortodossa del XIX secolo in stile rinascimentale italiano. Nelle vicinanze si trova la Chiesa dei Tre Gerarchi, dagli esterni decorati con delicate sculture in pietra in stile moresco. Il Palazzo della Cultura, ampio edificio in stile neogotico, è circondato dai curatissimi giardini del Palas Park.



Primi passi per far conoscere la scuola italiana

Concerning the Education System the Italian State establishes the general standards which every kind of school has to comply with, in order to ensure an equal access to education and a quality service to all the citizens. Preschool (Nursery School and Kindergarten) is part of the Integrated System of Education and it is open to all the children from their birth to the age of 6. Kindergartens represent the first step in the Children's Education, it lasts 3 years, it is not compulsory and it is open to children from 3 to 6 years old. Preschool contributes to the emotional, cognitive, psychomotor, moral and social development of children by promoting their potential in the relationships, autonomy, creativity and learning. Moreover it aims at ensuring effective quality and educational opportunities. The 2012 National Guidelines set goals for the development of the children's competence in each of the five 'Fields of Experience', which the kindergarten is based on: -The other and the Self -The body and the physical activities -Images, sounds and colors -Words and Speeches -The knowledge of the world. Each field of experience offers situations, images and languages referring to the symbolic systems of our culture, capable of stimulating and accompanying the children's learning making them gradually more and more confident. The National Guidelines of 2012 were updated in 2018 with the provision of 'New Scenarios' which place special emphasis on citizenship and sustainability as the Recommendations of the European Parliament and the EU Council require and according to the goals set out by the Agenda 2030. Our Preschools are part of the State Institute 'Bartolomeo Sestini' in Agliana (Pt) and it perfectly follows what said above, by adopting innovative teaching methodologies in order to make school more and more relevant, inclusive and coherent to the children's needs. This is explicated by the design of learning units which are shared with the other orders of schools of our institute. Mainly in our kindergartens we use workshops methodologies which allow the children to learn by doing: they work with their hands and the natural elements and with technology and multimedia devices, too. Furthermore it is very important to us also the outdoor activity, which stimulates the learning with physical exercises surrounded by nature.

2 july 23

Arrivate...l'avventura inizia da qui!



3 july 2023

<https://youtu.be/ZTeN1qVtUrl>



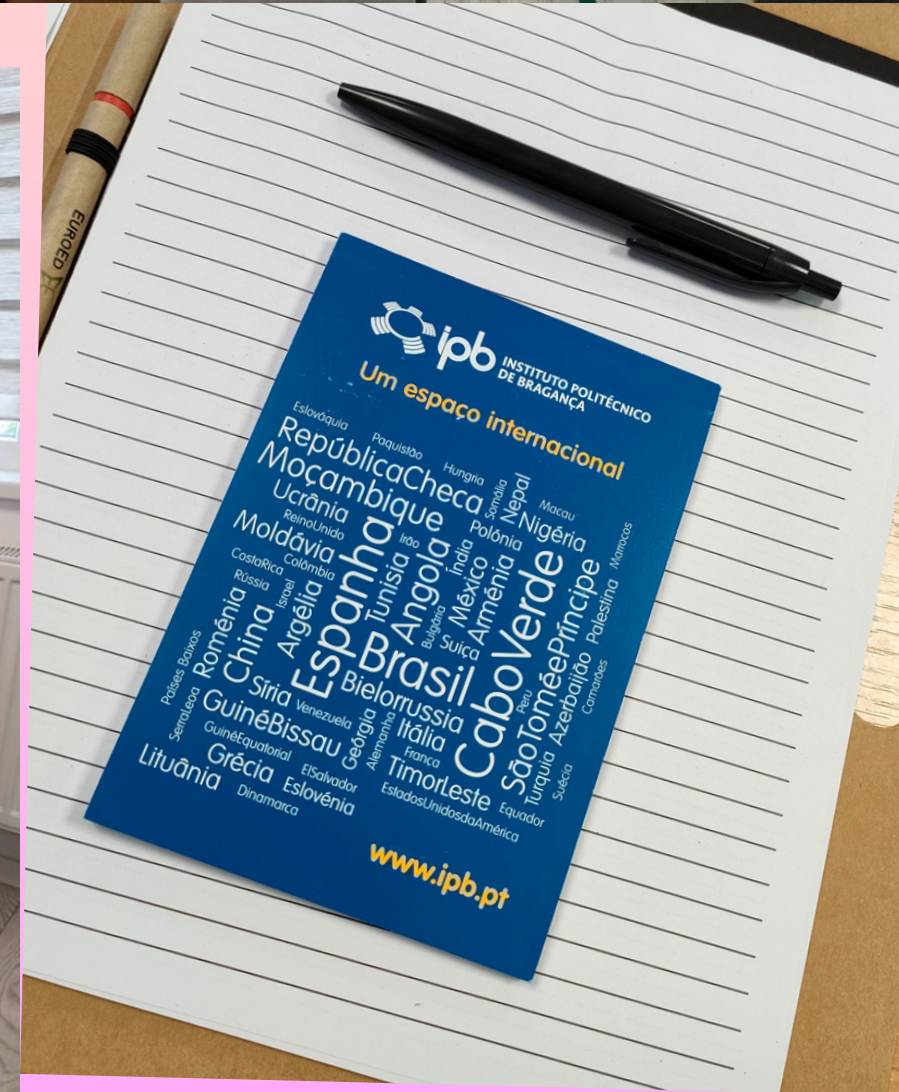
*EuroEd..lavori
in corso*





Partecipatory Pedagogies in Childhood Education

- What is partecipatory pedagogy?
- Examples of partecipatory pedagogy:
(Hight Scope, Reggio Emilia approach, Montessori approach, MEM Portugal approach)



Cooperative, laboratories, innovation



Metodo Montessori

Approcci pedagogici

REGGIO EMILIA APPROACH

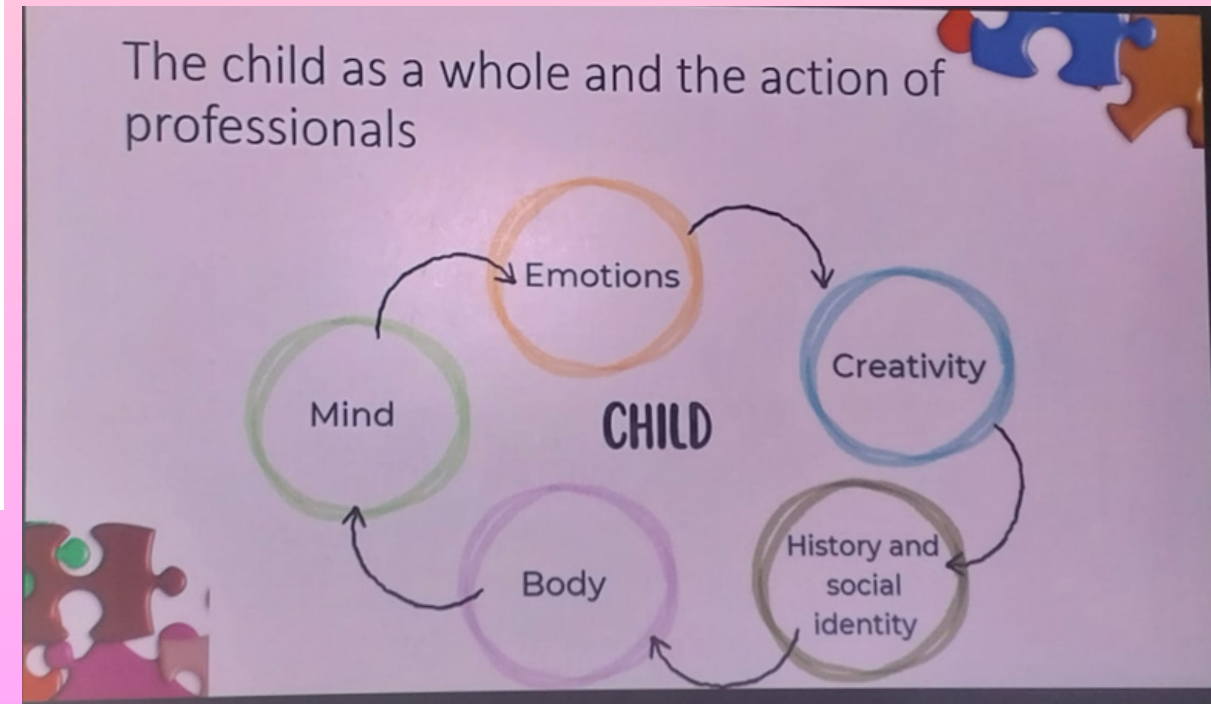
Metodo Reggio Emilia

- It encourages the development of children through:
 - different forms of expression "the hundred languages";
 - learning through relationships, communication and participation. => Pedagogy of relationships
- It emphasises the aesthetic dimension in the teaching and learning process.
- Respects the right of the family to know and be involved in the work of the school.

MEM fosters a strong articulation between the kindergarten/ school, the parents and the community. These act as resources and sources of knowledge and information



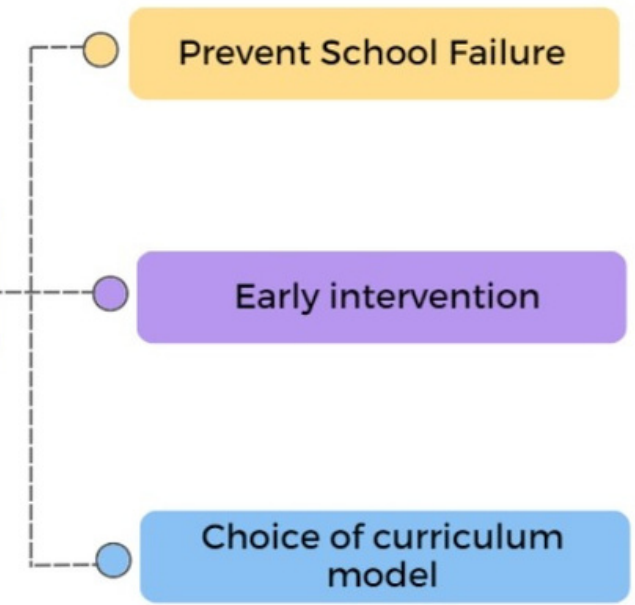
Pedagogia Olistica



How did the idea of the HighScope approach come about?


High Scope

In the 1960s: David Weikart initiates the Perry Preschool Project





The Modern school movement

4 July 2023



1. Principles of Holistic Pedagogy: wholeness, interconnectedness, inclusion, and balance
2. The child as a whole and the role of professionals



5 july 23

Practical aspects of documentation in (How, When and where to document?)

-What is pedagogical documentation?

-Characteristics of pedagogical documentation
-Reconstruction of children's image through pedagogical documentation

-Ethical principles in pedagogical documentation



GUIDELINES

- 01 Obtain informed consent from parents or guardians before using images or texts of children in the documentation.
- 02 Use images and/or texts that respect the privacy and dignity of the children.
- 03 Ensure that documentation is stored securely and confidentially and is not shared with unauthorised people.
- 04 Avoid bias and stereotyping in documentation. Ensure documentation is culturally sensitive and respectful of diversity.
- 05 Use documentation only for educational purposes.
- 06 Follow ethical and scientific principles when carrying out educational documentation.
- 07 Use documentation to support children's learning and development and to inform the and about practices.

(Häkkinen, 2019; Sousa, 2022; Terr, 20)

ALLOW THE EDUCATOR EDUCATOR'S REFLEXION

- TO KNOW HIS GROUP AND EACH CHILD
- SUPPORT EDUCATION'S ACTION
- CHILDREN'S LEARNING AND GROW
- QUALITY OF CHILDREN LEARNING
- BASIS FOR EDUCATION'S EVALUATE A CHILD AND WHOLE
- MAKING THE CHILD JOURNEY VISIBLE
- SELF-EDUCATION
- FORMATIVE ASSESSMENT LEARNING

AGENTS RECORDS

- CHILD
- EDUCATOR'S
- PARENTS
- VIDEOS
- OBSERVATION
- NARRATIVES
- PORTFOLIOS
- CHILDREN'S DRAWING
- PHOTOS
- DIALOGUE

Scansionato con CamScanner

eydigi FOLIO Project

Involvement		
	Classification	Indicators/ behaviors/children's behaviour
	n	
	1-5	
VIDEO 1	2	SHE CAN'T KEEP ATTENTION BECAUSE SHE IS DISTRACTED BY EXTERNAL STIMULI
VIDEO 2	5	HE KEPT THE ATTENTION AND HE ACHIEVED HIS GOAL
VIDEO 3	3	SHE SHOWS INTERMITTENT ATTENTION BECAUSE SHE IS NOT INTERESTED IN THE ACTIVITY

Co-funded by the Erasmus+ Programme of the European Union



cieb ipb INSTITUTO POLITÉCNICO DE BRAGANÇA

CENTRO SOCIAL SANTA CLARA

EUROED


Scansionato con CamScanner

06 - 07 july 23



digital

portfolio



*Creating Children Portfolio
why create children's Portfolio
Roles of the educator,
Children, and parent*



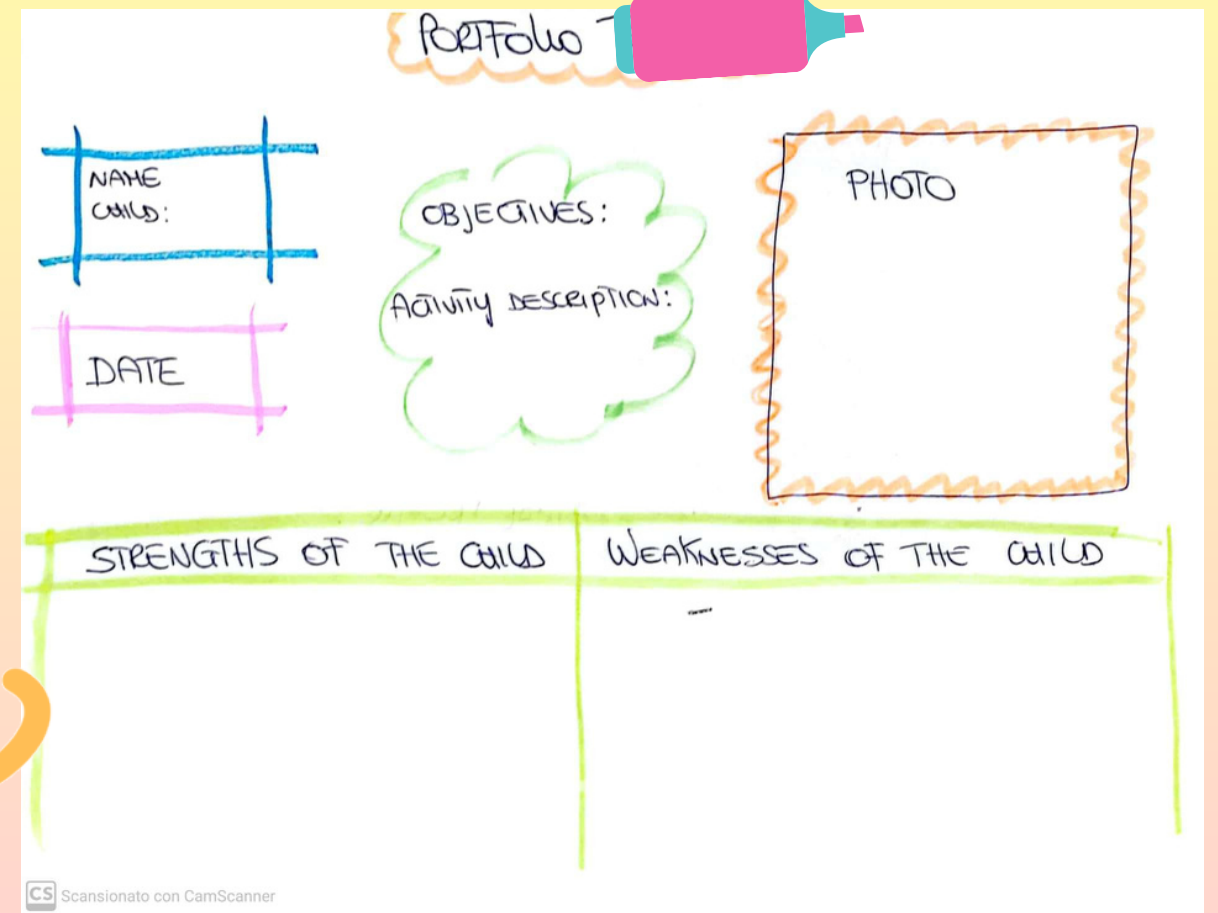
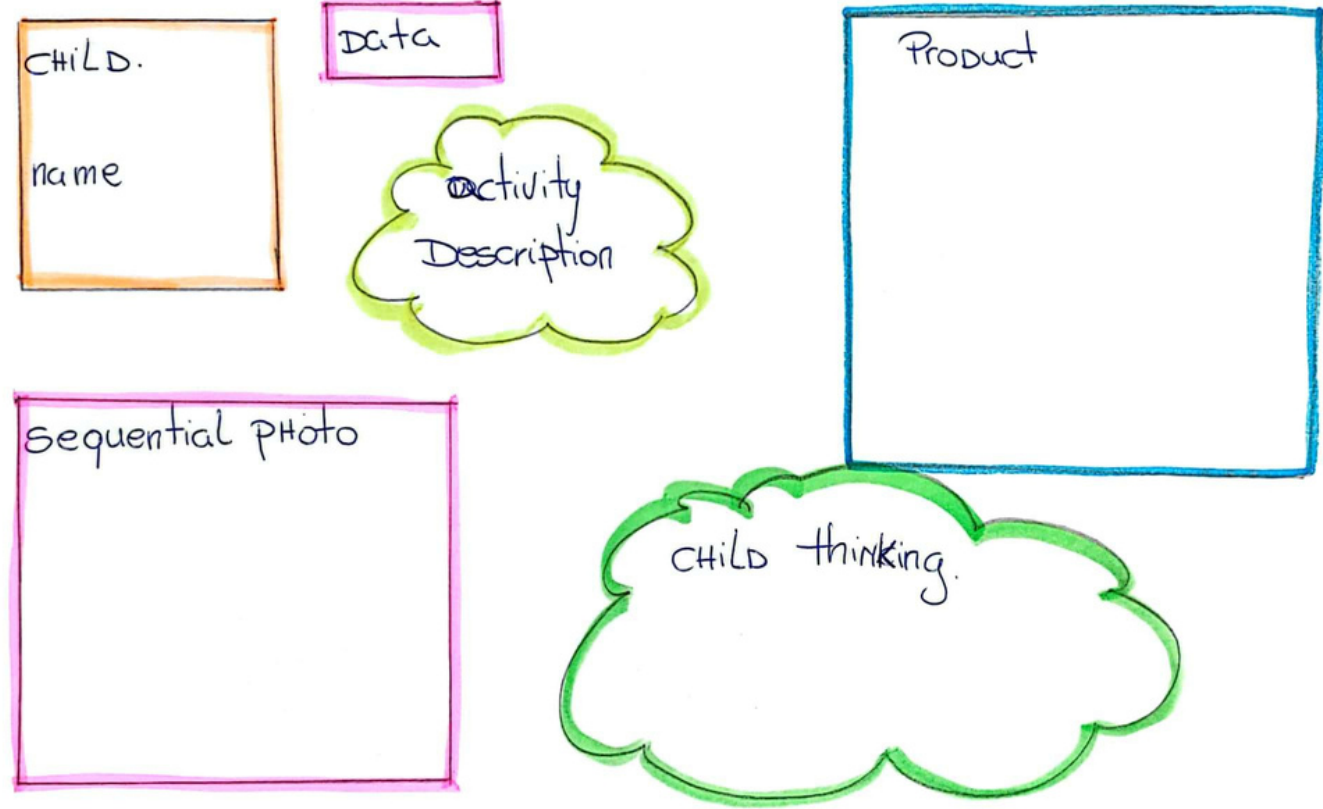
*children portfolio as and inserimento ti supporto educatori Plan for
further learning*

Requirements forca Digital Portfolio management system

07 july 23

child's portfolio


Portfolio



- what is portfolio?
- what is the purpose of a portfolio?
- how to organize a portfolio?

teacher's portfolio

i Learned. to ...



CREATE AN EXAMPLE OF A PORTFOLIO STRUCTURE

Organization in small groups (5/6 people) - country

Discuss in small groups the following topics:


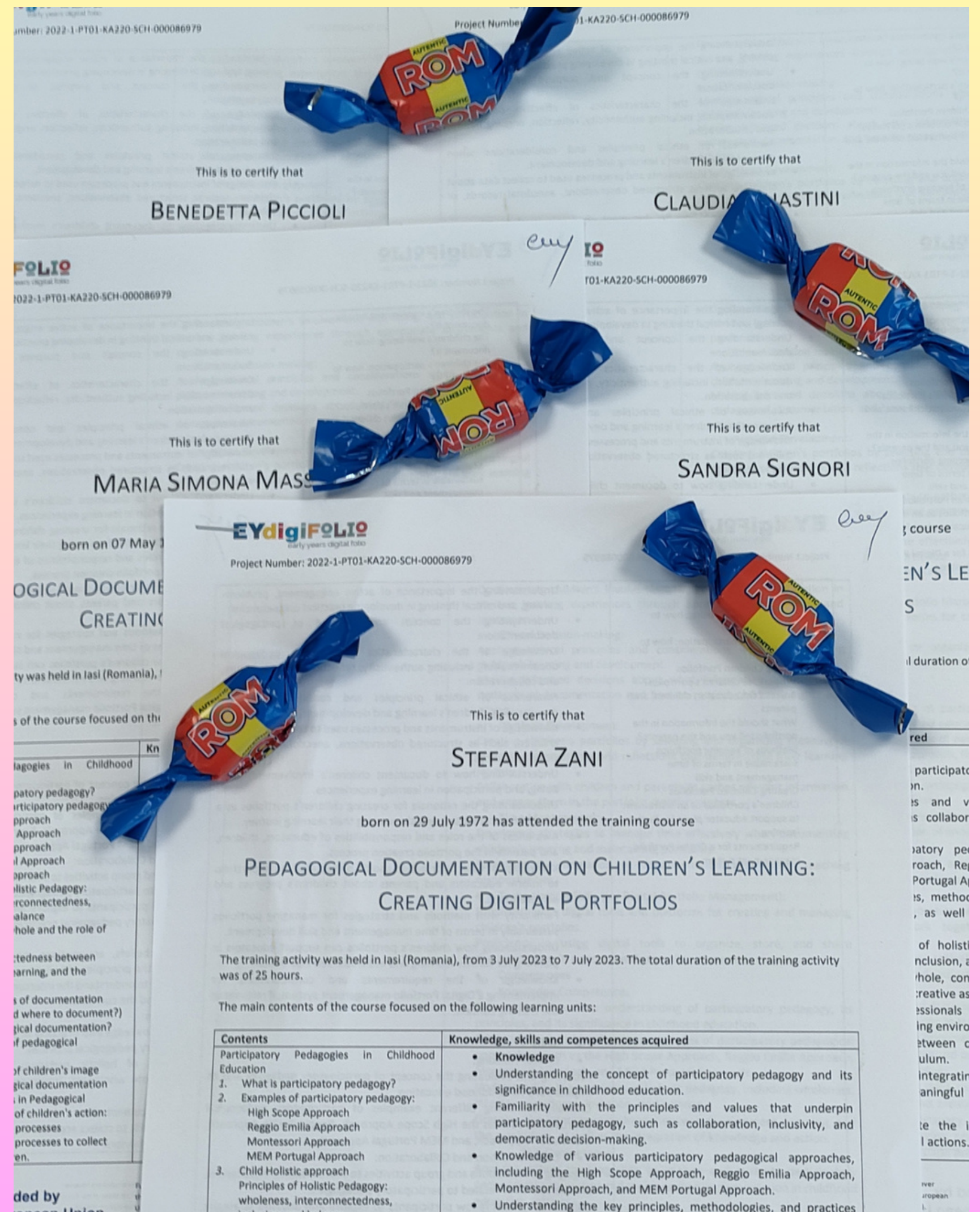
- Do you create individual or group portfolios?
- How do you do it?
- If you don't, how would you do it?
- What is the structure?
- What do you take into consideration?
- What aspects do you consider need improvement? (...)

Presentation of what is done to the larger group and discussion among groups.

INITIAL profile:



FINAL profile:







*grazie per l'attenzione
Sandra, Benedetta, Stefania, Simona
e Claudia*

IASI 07 JULY '23





Inizia la sperimentazione...

PORTUGAL

ROMANIA

ITALIA

IRELAND

